



Showcases

Designer format

Comic style



Demo course

Explore this course

Course type	Designer Normal
Course header	<ul style="list-style-type: none"> • Progress donut • Extended progress bar • Background image
Section layout	Vertical circles
Activity design	<ul style="list-style-type: none"> • Title • Completion badge • Background image
Course background	<ul style="list-style-type: none"> • Defined color • Transparent course



Course



Comic style

Completed on Jan 24



No content available.

Completed on Jan 24



No content available.

Completed on Jan 24



Campus 2

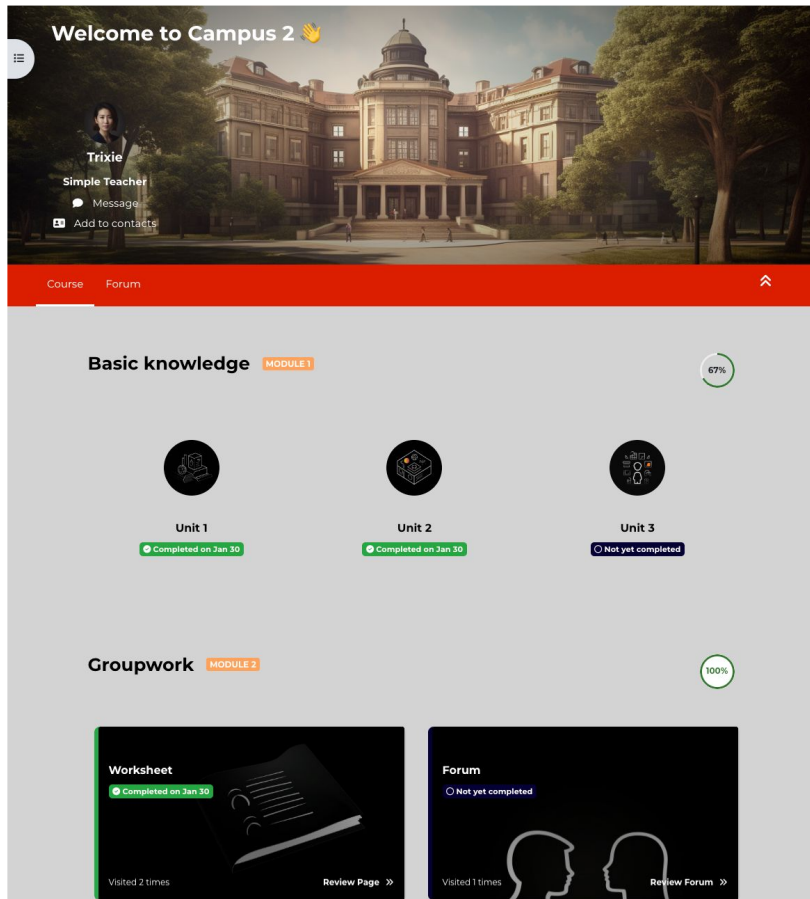
Demo course



Explore this course

Course type	Designer Normal
Course header	<ul style="list-style-type: none">• Background image• Background color• Teacher contact data
Section layouts	<ul style="list-style-type: none">• Vertical circles & Cards• Section labels• Progress donuts
Activity design	<ul style="list-style-type: none">• Different elements• Background image
Course background	<ul style="list-style-type: none">• Defined color• Transparent course
Hero activity	Tab in navigation bar

Designer | 19



Onboarding

Demo course



Explore this course

Course type	Designer Normal
Section layout	<ul style="list-style-type: none">• Links• Background image
Activity design	<ul style="list-style-type: none">• Title only• Different background for completion• Background image

WELCOME...

...TO OUR TEAM

Betty



Jim



Lia



Marc



WE'RE EXCITED, THAT YOU JOIN US!

1001 designs

Demo course



Explore this course

Course type	Designer Normal
Course header	<ul style="list-style-type: none"> • Progress bar • Background image
Section layout	Text links
Activity design	<ul style="list-style-type: none"> • Title • Completion badge • Background image
Course background	<ul style="list-style-type: none"> • Defined color • Transparent course

Designing eLearning courses is more than just creating visually appealing graphics and multimedia content. It involves a deep understanding of instructional design principles and a careful consideration of the needs and learning styles of the target audience. In this course, we will explore the key concepts and best practices in eLearning course design, from developing learning objectives to selecting appropriate multimedia elements. You will learn how to create engaging and effective eLearning courses that meet the needs of modern learners. Join us and take the first step towards becoming a skilled eLearning course designer!

1 of 11 criteria completed

Course

Worksheet

✓ Done on Jan 29

Learning objectives

One must have a clear understanding of the learning objectives of the course, what knowledge or skills the learners are expected to acquire, and how these objectives align with the overall goals of the course.



Graffiti

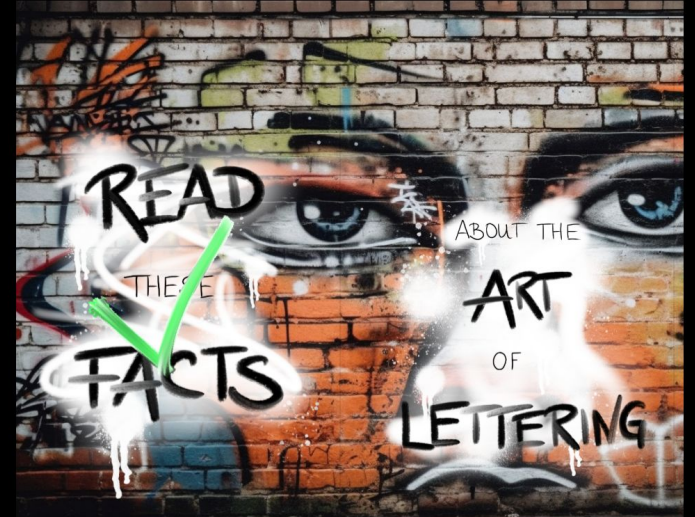
Demo course



Explore this course

Course type	Designer Normal
Course header	<ul style="list-style-type: none"> • Progress donut • Extended progress bar • Background color
Section layout	Text links
Activity design	<ul style="list-style-type: none"> • Hidden elements • Background image (different for completion)
Course background	<ul style="list-style-type: none"> • Defined color • Transparent course
Designer program	Used as prerequisite

[Back to main course](#) [Course](#)



PDF QUIZ

Vegan week

Demo course



Explore this course

Course type	Designer Flow
Activity design	<ul style="list-style-type: none"> Title Background image Mask with branding



Feel good


Demo course



Explore this course

Course type	Designer Flow
Course header	<ul style="list-style-type: none"> • Progress donut • Course fields • Timetable integration (relative due dates) • Teacher contact data
Activity design	<ul style="list-style-type: none"> • Title • Completion badge • Background image
Course background	<ul style="list-style-type: none"> • Defined color • Transparent course

5 days feel good challenge



📁 Demo courses


📅 Course start date: 28 January 2026

📅 Course completion date: -/-

👤 Designer, Flow

🕒 Course due date: 2 February 2026

✍️ designer




Tina

Simple Teacher


💬 Message

👤 Add to contacts


Course Timetable




1




2



3



4



5

Advent

Demo course



Explore this course

Course type	Designer Flow
Activity design	<ul style="list-style-type: none"> • Hidden elements • Background image (different for completion)
Course background	Defined color



Kanban

Demo course



Explore this course

Course type	Designer Kanban
Course header	<ul style="list-style-type: none"> • Progress donut • Description • Course fields • Extended progress bar • Background color
Section layout	<ul style="list-style-type: none"> • Cards • Progress bar • Background color
Activity design	<ul style="list-style-type: none"> • Different elements • Background color
Course background	Defined color

The screenshot displays a 'Designer Kanban with header' interface. At the top, there is a title 'Designer Kanban with header' and a subtitle 'Kanban board with different background colors as well as an informative header with course progress bar and meta data.' A circular progress indicator shows 33% completion. Below this, a date and time 'Wednesday, 19 June 2024, 8:56 PM' and a user 'designer' are shown. A horizontal progress bar indicates '2 of 6 criteria completed'. The main content area is divided into three columns: 'Completed' (green background, 100% progress), 'To do's' (yellow background, 0% progress), and 'In progress' (orange background, 33% progress). Each column contains cards for 'Task', 'Quiz', and 'Survey'. The 'Completed' column shows a 'Task' card with 'Visted 1 times' and a 'Review Page' link. The 'To do's' column shows a 'Quiz' card with 'Not yet completed' and 'Open Quiz' link, and a 'Survey' card with 'Not yet completed' and 'Open Survey' link. The 'In progress' column shows a 'Group choice' card with 'Not visited yet' and 'Open Choice' link, and two 'Task' cards, one with 'Visted 1 times' and 'Review Page' link, and another with 'Not visited yet' and 'Open Page' link.

Org chart

Demo course



Explore this course

Course type	Designer Kanban
Course header	<ul style="list-style-type: none"> • Progress donut • Description • Background color
Section layout	<ul style="list-style-type: none"> • Horizontal circles • Background color
Activity design	<ul style="list-style-type: none"> • Title • Background image
Course background	Background image

Designer Kanban

0%

Welcome to the team!
🔥🔥🔥

Take a look at the profile information of your colleagues.
You will also find interesting materials and facts about our company here.

Course

MARKETING

John Theresa

Pia Marc

SALES

Liz Mary

Georg

HR

Sindy

Carol

bd